


COMPASS

Products feature economical energy-saving commercial and light industrial life safety products. Value engineered to reduce cost without sacrificing quality, the Compass Series provides a compact product offering that can be purchased and installed without compromise.

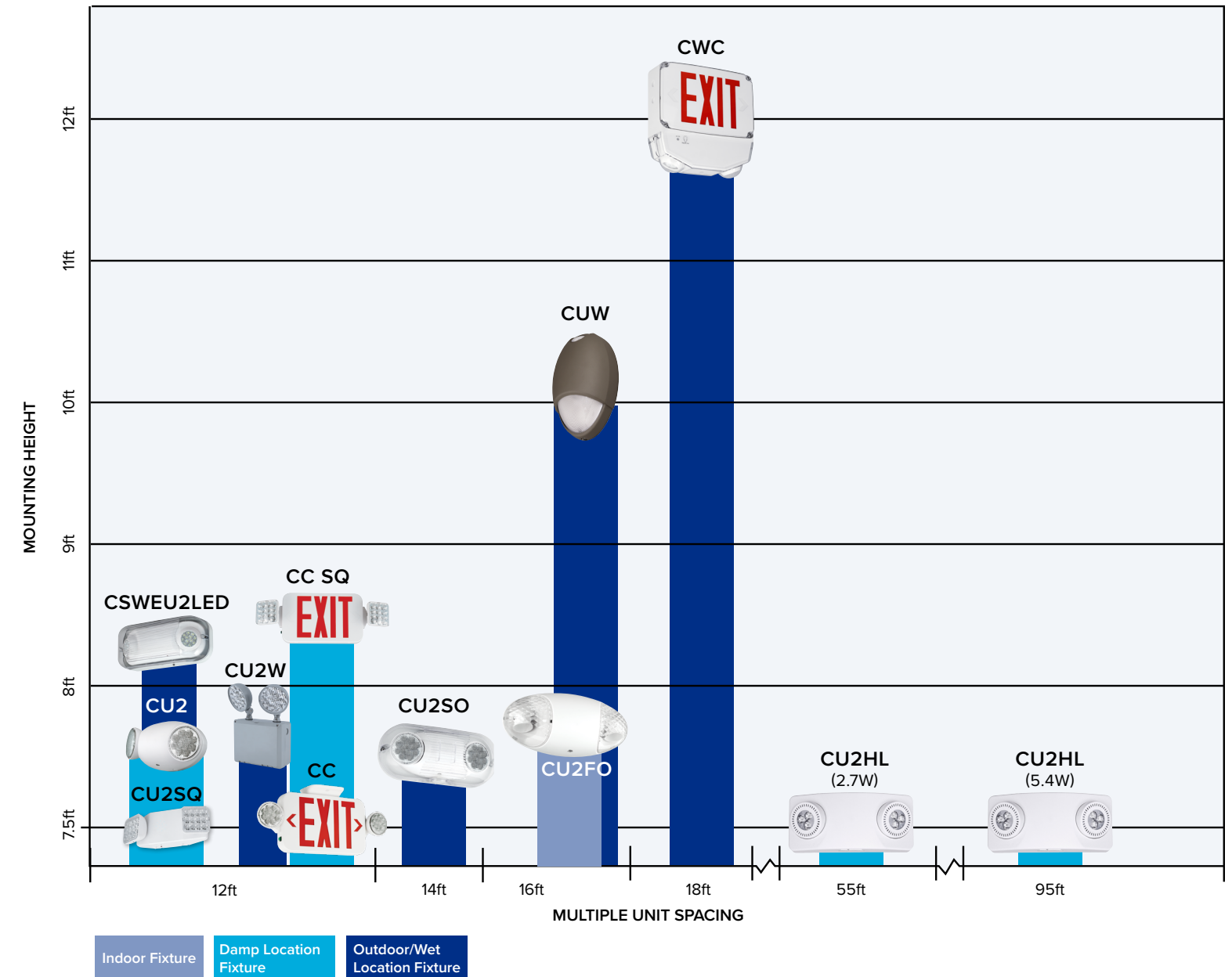
LIFE SAFETY TABLE OF CONTENTS

EXIT AND EMERGENCY HEIGHT AND SPACING GUIDE.....	57	CWC.....	63	CU2SQ.....	68
CC.....	58	CEW.....	63	CU2FO.....	68
CE.....	59	CC SQ.....	64	CU2SO.....	69
CU2HL.....	60	CCE.....	64	CUW.....	69
CELEM.....	60	CEL.....	65	CSWEU2LED.....	70
CPL25.....	61	RME.....	66	CUSO.....	70
CELC.....	61	CSR.....	66	CIR.....	71
CS.....	62	CU2W.....	67	COR.....	71
		CU2.....	67		



EXIT AND EMERGENCY

HEIGHT AND SPACING GUIDE



All multiple unit spacing and mounting height suggestions are based on a 6' path to obtain 1 footcandle average illumination. This information to be used as a product reference only. To obtain additional performance information, please refer to the specification sheet available at www.dual-lite.com

CC

COMBINATION EXIT/UNIT

- White or black housing made of high impact UL flame rated thermoplastic
- Molded-in template for quick installation
- Lamp-heads are fully adjustable
- Remote capacity or extended run-time option
- Matching indoor or outdoor remote heads CIRS, CIRD, CORD, CORS
- UL924 damp location listed



OPTIONS



- Black or white finish
- Wall or canopy mount



Length	Width	Height	Weight
18.0in.	2.0in.	7.2in.	2.5lbs.

Part #	Catalog #	UPC	Remote Capacity	Self Diagnostics	Letter Color	Housing Color	Faces	Battery Type	Stock Location				CEC T20	Ctn Qty
									CA	GA	IL	NJ		
93043109	CCR	856143001400			Red	White	Universal	NiCad	6
93053078	CCRB	782520867096			Red	Black	Universal	NiCad	6
93043110	CCG	856143001417			Green	White	Universal	NiCad	6
93053079	CCGB	782520867102			Green	Black	Universal	NiCad	6
93043111	CCRRC	856143001424	.		Red	White	Universal	NiMh	6
93053080	CCRRCB	782520867119	.		Red	Black	Universal	NiMh	6
93043112	CCGRC	856143001431			Green	White	Universal	NiMh	6
93091661	CCRS	856143002391		.	Red	White	Universal	NiCad	6
93091662	CCGSD	856143002407		.	Green	White	Universal	NiCad	6
93091659	CCRRCSD	856143002377	.	.	Red	White	Universal	NiMh	6
93091660	CCGRCS	856143002384	.	.	Green	White	Universal	NiMh	6

Note: Remote Capacity Unit will only power the Compass Indoor and Outdoor Remote (CIR and COR Series)
See page 69 for Remote information

CE

EXIT SIGN

- Molded-in template for quick installation
- Universal single or double-face
- Remote capacity or extended run-time option
- Matching indoor or outdoor remote heads CIRS, CIRD, CORD, CORS
- UL924 damp location listed
- Universal face



OPTIONS



- Black or white finish
- Wall or canopy mount



Length	Width	Height	Weight
12.6in.	2.0in.	8.2in.	2.0lbs.

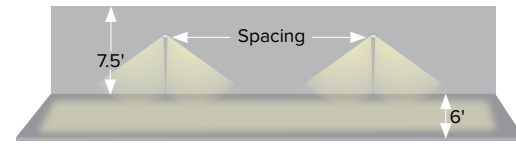
Part #	Catalog #	UPC	Remote Capacity	Self Diagnostics	Letter Color	Housing Color	Battery Type	CEC T20	Stock Location				Ctn Qty
									CA	GA	IL	NJ	
93081857	CAR	856143002209		.	Red	White	AC Only	6
93081858	CAG	856143002216		.	Green	White	AC Only	6
93081859	CARB	856143002223		.	Red	Black	AC Only	6
93081860	CAGB	856143002230		.	Green	Black	AC Only	6
93043113	CER	856143001448			Red	White	NiCad	6
93053081	CERB	782520867126			Red	Black	NiCad	6
93043114	CEG	856143001455			Green	White	NiCad	6
93053082	CEGB	782520867133			Green	Black	NiCad	6
93043116	CERRC	856143001462	.		Red	White	NiMh	6
93053083	CERRCB	782520867140	.		Red	Black	NiMh	6
93043117	CEGRC	856143001479	.		Green	White	NiMh	6
93091663	CERSD	856143002414		.	Red	White	NiCad	6
93091664	CEGSD	856143002421		.	Green	White	NiCad	6

Note: Remote Capacity Unit will only power the Compass Indoor and Outdoor Remote (CIR and COR Series)
See page 69 for Remote information

CU2HL

HIGH LUMEN EMERGENCY LIGHT

- 2.7W units provide 55' spacing;
- 5.4W units have 95' spacing
- Battery recharge within 24 hours
- Damp Location Listed 10°C to 40°C (50°F to 104°F)
- Dual-voltage 120 through 277V AC, 50/60 Hz. input
- Includes long-life Lithium Iron Phosphate battery at 9.6Vdc for UL recognized 90 minute emergency lighting
- Provided with test switch and AC-On indicator
- Self-Test/Self-Diagnostic models available



Multiple Unit Spacing (7.5' Mounting Height)

	Spacing	Path Width
CU2HL (2.7 Watt lamps)	55'	6'
CU2HL (5.4 Watt lamps)	95'	6'

Meets Life Safety Code minimum illuminance of 0.1 fc and average illumination of 1.0 fc. Photometry files available at www.compasslightingproducts.com

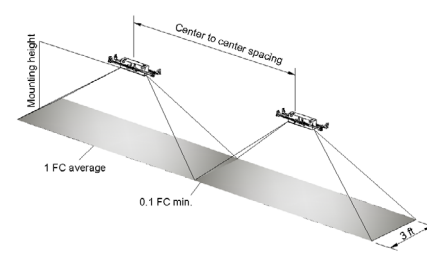
Length	Width	Height	Weight
12.125in.	3.375in.	5.5in.	2.6lbs.



CELEM

RECESSED EMERGENCY LIGHT

- LED life-cycle exceeding 10 years
- Battery re-charge within 24 hours
- Damp location listed 10°C to 40°C (50°F to 104°F)
- Dual-voltage 120 or 277V AC, 60 Hz. input
- Includes long-life Nickel Metal Hydride battery for UL recognized 90 minute emergency lighting
- Provided with test switch and AC-On indicator



Length	Width	Height	Weight
10.0in.	2.0in.	3.0in.	3.0lbs.




Part #	Catalog #	UPC	Lumens	Battery Type	Mounting Height		Damp Location	Stock Location				Ctn Qty
					Spacing at 7.5ft.	Spacing at 10ft.		CA	GA	IL	NJ	
93116100	CELEM	782520871796	250	NiMh	24ft.	34ft.	6	
93116101	CELEMHO	782520871802	400	NiMh	30ft.	30ft.	6	

CPL25

LED EMERGENCY BATTERY PACK

- 90 Minutes of full lumen output
- 25 Watt output capacity
- Auto-Select 120/277V AC input/output
- Compatible with switched and unswitched loads
- Full battery recharge in 32 hours after complete discharge
- Remote test switch included standard
- Damp location listed for 20°C to 40°C operation



Accessories



CRTS-Remote test switch

Length	Width	Height	Weight
15.8in.	3.3in.	3.0in.	7.7lbs.

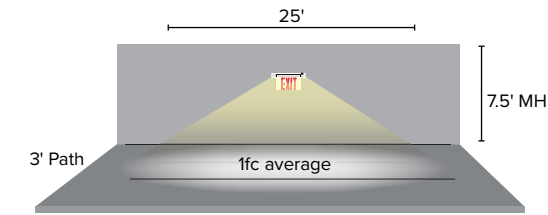


Part #	Catalog #	UPC	Self Diagnostics	Load	Battery Type	Energy Consumption		Charge Current	Input/Output	Stock Location				Ctn Qty
						120/VAC	227/VAC			CA	GA	IL	NJ	
93104398	CPL25	782520871703	Yes	Up to 25 W	NiCad	9W	11W	450mA	120/277 VAC	2
Accessories														
93116849	CRTS	782520871703	-	-	-	-	-	-	-	10

CELC

EDGE-LIT COMBINATION EXIT AND EMERGENCY EXIT

- LED life cycle more than 10 years
- Quick installation
- Dual-voltage 120 or 277V AC input
- Includes long-life Nickel Metal Hydride battery for UL recognized 90 minute emergency lighting
- Damp location listed
- Fully adjustable lamp-heads
- Provided with test switch and AC-On indicator



Length	Width	Height	Weight
17.2in.	0.2in.	9.9in.	7.0lbs.




Part #	Catalog #	UPC	Lumens	Test Switch	AC On Indicator	Mounting Type	Battery Type	# of Faces	Face Color	Stock Location				Ctn Qty
										CA	GA	IL	NJ	
93116092	CELCR1RN	782520871710	250	.	.	Recessed	NiMh	Single	Red	4
93116093	CELCR2RN	782520871727	250	.	.	Recessed	NiMh	Double	Red	4
93116094	CELCR1GN	782520871734	250	.	.	Recessed	NiMh	Single	Green	4
93116095	CELCR2GN	782520871741	250	.	.	Recessed	NiMh	Double	Green	4
93116096	CELCS1RN	782520871758	250	.	.	Surface	NiMh	Single	Red	4
93116097	CELCS2RN	782520871765	250	.	.	Surface	NiMh	Double	Red	4
93116098	CELCS1GN	782520871772	250	.	.	Surface	NiMh	Single	Green	4
93116099	CELCS2GN	782520871789	250	.	.	Surface	NiMh	Double	Green	4

CS

EMERGENCY LIGHT

- Exit face-plate and lamp-head shield made from high impact, UV stable polycarbonate
- LED based exit, emergency light for wall, ceiling or end mounting
- Includes Self-Test, Self-Diagnostics
- Fully adjustable LED lamp-heads at 3.6W each
- UL924 wet location listed



Durable aluminum housing



Push to test button

Fixture	Length	Width	Height	Weight
CS (with symbol)	18.6in.	2.0in.	7.7in.	6.1lbs.
CS (no symbol)	13.0in.	2.0in.	7.7in.	4.0lbs.

Part #	Catalog #	UPC	Dynamic Accessibility Symbol	Input Voltage		Power		Battery Type	Letter Color	Faces	Stock Location				Ctn Qty
				120V	277V	120V	277V				CA	GA	IL	NJ	
93099151	CSAUDR	856143002452	•	0.054W	0.024W	6.4W	6.7W	AC Only	Red	Universal					6
93099152	CSAUDG	856143002469	•	0.046W	0.021W	5.4W	5.7W	AC Only	Green	Universal					6
93099153	CSEUDR	856143002476	•	0.057W	0.027W	6.8W	7.5W	NiMH	Red	Universal					6
93099154	CSEUDG	856143002483	•	0.059W	0.028W	7.0W	7.0W	NiMH	Green	Universal					6
93099155	CSAUER	856143002490		0.027W	0.012W	3.1W	3.2W	AC Only	Red	Universal					8
93099156	CSAUEG	856143002506		0.044W	0.02W	5.1W	5.3W	AC Only	Green	Universal					8
93099157	CSEUER	856143002513		0.031W	0.013W	3.5W	3.6W	NiMH	Red	Universal					8
93099158	CSEUEG	856143002520		0.056W	0.026W	6.5W	7.1W	NiMH	Green	Universal					8

CWC

WET LOCATION EXIT, EMERGENCY LIGHT

- Exit face-plate and lamp-head shield made from high impact, UV stable polycarbonate
- Magnetic test switch and AC-On indicator
- Includes Self-Test, Self-Diagnostics
- Fully adjustable LED lamp-heads at 3.6W each
- UL924 wet location listed



Magnetic test switch and AC-On indicator



Wet location gasketed housing



Length	Width	Height	Weight
12.4in.	4.0in.	13.6in.	8.0lbs.

Part #	Catalog #	UPC	Faces	Letter Color	Input Watts		Input Amps		Cold Temp. Operation	Battery Type	Stock Location				Ctn Qty
					120V	277V	120V	277V			CA	GA	IL	NJ	
93063664	CWC1RW	856143001837	Single	Red	5.2W	5.2W	0.05A	0.022A		NiCad					4
93063665	CWC2RW	856143001844	Double	Red	5.2W	5.2W	0.05A	0.022A		NiCad					4
93063666	CWC1GW	856143001851	Single	Green	5.2W	5.1W	0.05A	0.021A		NiCad					4
93063667	CWC2GW	856143001868	Double	Green	5.2W	5.1W	0.05A	0.021A		NiCad					4
93063668	CWC1RW-CT	856143001875	Single	Red	33.6W	147.2W	0.288A	0.536A	•	NiCad					4
93063669	CWC2RW-CT	856143001882	Double	Red	33.6W	147.2W	0.288A	0.536A	•	NiCad					4
93063670	CWC1GW-CT	856143001899	Single	Green	33.6W	147.1W	0.288A	0.536A	•	NiCad					4
93063671	CWC2GW-CT	856143001905	Double	Green	33.6	147.1	0.288	0.536	•	NiCad					4

CEW

WET LOCATION EXIT

- LED life-cycle of more than 10 years
- Dual-voltage 120 or 277V AC input
- Housing is corrosion resistant and face-plate is fully gasketed
- Wet location listed (-20°C to 50°C)
- Provided with test switch and AC-On indicator
- Canopy included
- 24hr. re-charge



Wet Location gasketed Housing




Length	Width	Height	Weight
12.5in.	2.5in.	8.5in.	4.3lbs.

Part #	Catalog #	UPC	Letter Color	Faces	Battery Type	CEC T20	Stock Location				Ctn Qty
							CA	GA	IL	NJ	
93047782	CEWSRE	856143001646	Red	Single	NiCad	•	•	•			6
93047783	CEWDRE	856143001653	Red	Double	NiCad	•	•	•			6
93047784	CEWSGE	856143001660	Green	Single	NiCad	•	•				6
93047785	CEWDGE	856143001677	Green	Double	NiCad	•	•				6

CC SQ

COMBINATION EXIT, UNIT WITH SQUARE HEADS

- White or black housing made of high impact UL flame rated thermoplastic
- Molded-in template for quick installation
- Square heads are fully adjustable
- Remote capacity or extended run-time option
- Matching indoor or outdoor remote heads CIRS, CIRD, CORD, CORS
- UL924 damp location listed
- Test switch and AC-On indicator
- Wall or ceiling mount



Test Switch and AC-On indicator



Fully adjustable lamp heads



Length	Width	Height	Weight
18.0in.	2.0in.	7.2in.	2.5lbs.

Part #	Catalog #	UPC	Faces	Letter Color	Energy Consumption		Battery Type	Stock Location				Ctn Qty
					120VAC	277VAC		CA	GA	IL	NJ	
93081855	CCRHOSQ	856143002186	Universal	Red	3.9W	3.91W	NiCad	•	•	•	•	6
93081856	CCGHOSQ	856143002193	Universal	Green	5.0W	4.85W	NiCad	•	•	•	•	6

CCE

THIN DIE-CAST EXIT

- LED life-cycle of more than 10 years
- Molded-in template for quick installation
- Dual-voltage 120 or 277V AC input
- Emergency models include long-life 2.4VDC nickel cadmium battery for UL recognized 90 minute operation
- Damp location listed (0° to 50°C)
- Provided with test switch and AC-On indicator
- Canopy included
- 24hr. re-charge



Thin, brushed aluminum face



Length	Width	Height	Weight
11.6in.	0.8in.	7.7in.	2.8lbs.

Part #	Catalog #	UPC	Faces	Letter Color	Input Watts		Battery Type	Stock Location				Ctn Qty
					120VAC	277VAC		CA	GA	IL	NJ	
93047786	CCESRE	856143001684	Single	Red	1W	1W	NiCad	•	•	•	•	8
93047787	CCEDRE	856143001691	Double	Red	1W	1W	NiCad	•	•	•	•	8
93047788	CCESGE	856143001707	Single	Green	1W	1W	NiCad	•	•	•	•	8
93047789	CCEDGE	856143001714	Double	Green	1W	1W	NiCad	•	•	•	•	8
93047790	CCESR	856143001721	Single	Red	1W	1W	AC Only	•	•	•	•	8
93047791	CCEDR	856143001738	Double	Red	1W	1W	AC Only	•	•	•	•	8
93047792	CCESG	856143001745	Single	Green	1W	1W	AC Only	•	•	•	•	8
93047793	CCEDG	856143001752	Double	Green	1W	1W	AC Only	•	•	•	•	8

CEL

EDGE-LIT EXIT

- AC only or emergency models
- LED life-cycle of more than 10 years
- Damp location listed 20°C to 30°C (68°F to 86°F)
- Dual-voltage 120 or 277V AC input
- Low input power consumption at 3.72 Watts
- Field installed directional arrow indicators with template
- Mirror divider on single and double-face models
- Provided with test switch and AC-On indicator
- Canopy included for surface mount model



Test switch and AC-On indicator
Edge-Lit exit sign with field installed directional arrows



Fixture	Length	Width	Height	Weight
CEL-wall mount	13.0in.	3.5in.	9.6in.	3.0-3.2lbs.
CEL-ceiling mount	15.0in.	4.0in.	10.3in.	5.9-6.1lbs

Part #	Catalog #	UPC	Letter Color	Mounting	Faces	Battery Type	Stock Location				Ctn Qty
							CA	GA	IL	NJ	
93070938	CELS1RN	856143002292	Red	Surface	Single	AC Only	•	•	•	•	6
93091653	CELS1GN	856143002315	Green	Surface	Single	AC Only	•	•	•	•	6
93070939	CELS2RN	856143002308	Red	Surface	Double	AC Only	•	•	•	•	6
93091654	CELS2GN	856143002322	Green	Surface	Double	AC Only	•	•	•	•	6
93070934	CELR1RN	856143002254	Red	Recessed	Single	AC Only	•	•	•	•	3
93070936	CELR1GN	856143002278	Green	Recessed	Single	AC Only	•	•	•	•	3
93070935	CELR2RN	856143002261	Red	Recessed	Double	AC Only	•	•	•	•	3
93070937	CELR2GN	856143002285	Green	Recessed	Double	AC Only	•	•	•	•	3
93043118	CELS1RNE	856143001547	Red	Surface	Single	NiCad	•	•	•	•	6
93043119	CELS1GNE	856143001554	Green	Surface	Single	NiCad	•	•	•	•	6
93043120	CELS2RNE	856143001561	Red	Surface	Double	NiCad	•	•	•	•	6
93043121	CELS2GNE	856143001578	Green	Surface	Double	NiCad	•	•	•	•	6
93043122	CELR1RNE	856143001585	Red	Recessed	Single	NiCad	•	•	•	•	3
93043123	CELR1GNE	856143001592	Green	Recessed	Single	NiCad	•	•	•	•	3
93043124	CELR2RNE	856143001608	Red	Recessed	Double	NiCad	•	•	•	•	3
93043125	CELR2GNE	856143001615	Green	Recessed	Double	NiCad	•	•	•	•	3

RME

RUNNING MAN EXIT SIGN

- Optional Self-Test, Self-Diagnostic feature to monitor proper operation
- Quick installation
- 120 through 347VAC, 50/60Hz.
- Includes long-life 4.8V DC nickel cadmium battery
- Full re-charge within 24 hours
- AC-On and test switch
- Fully automatic two-stage charger
- Wall, end or ceiling mount
- Canopy provided



Powder coated, 20 gauge steel construction

Test switch and AC-On indicator



Panel options

Blank



Pictogram
Straight From Here

AR



Pictogram
Right From Here

AL



Pictogram
Left From Here

Length	Width	Height	Weight
14.1in.	5.6in.	5.5in.	6.0lbs.

Part#	Catalog #	UPC	Faces	Self Diagnostics	Battery Type	Input Watts		Input Amps		Stock Location				Ctn Qty
						120VAC	277VAC	120VAC	277VAC	CA	GA	IL	NJ	
93069595	RMEUW	856143001998	Universal Single		AC Only	1.4W	2.6W	0.09A	0.27A	•	•			12
93069596	RMEUWE	856143002001	Universal Single		NiCad	1.2W	2.2W	0.06A	0.19A	•	•			12
93069597	RMEUWE-SD	856143002018	Universal Single	•	NiCad	1.9W	3.6W	0.09A	0.27A	•	•			12

CSR

INTERNATIONAL SALIDA EXIT

- Meets international input voltage installation
- Molded-in template for quick installation
- Universal single or double face SALIDA panel
- Optional long-life 4.8V nickel cadmium battery for 90 minute emergency lighting
- Provided with test switch and AC-On indicator



High impact thermoplastic housing

Test switch and AC-On indicator



Length	Width	Height	Weight
12.6in.	2.0in.	7.2in.	2.0lbs.

Part #	Catalog #	UPC	Faces	Input Watts		Input Amps		Battery Type	Stock Location				Ctn Qty
				120VAC	277VAC	120VAC	277VAC		CA	GA	IL	NJ	
93058261	CSREIV	856143001790	Universal	3.8W	3.8W	0.034A	0.02A	NiCad	•	•			6
93058260	CSRIV	856143001783	Universal	3.8W	3.8W	0.034A	0.02A	AC Only	•	•			6

CU2W

WET LOCATION EMERGENCY LIGHT

- LED life-cycle of more than 10 years
- Quick installation
- Dual-voltage 120 or 277V AC input
- Includes long-life 9.6VDC nickel cadmium battery for UL recognized 90 minute operation
- Remote capacity or extended runtime option
- Wet location listed (0°C to 50°C)
- Fully adjustable lamp-heads
- Provided with water-proof test switch and AC-On indicator



Gasketed lamp-heads for wet location listing



Water-proof test switch and AC-On indicator



Matching Wet Location Remote Heads

Length	Width	Height	Weight
8.0in.	3.6in.	12.2in.	7.5lbs.

Part #	Catalog #	UPC	Finish	Input Watts		Input Amps		Battery Type	Stock Location				Carton Qty
				120VAC	277VAC	120VAC	277VAC		CA	GA	IL	NJ	
93047780	CU2WG	856143001622	Grey	2.7W	2.7W	0.03A	0.013A	NiCad	•	•	•	•	4
93047781	CU2WB	856143001639	Black	2.7W	2.7W	0.03A	0.013A	NiCad	•	•			4

CU2

EMERGENCY LIGHT

- LED life-cycle of more than 10 years
- Quick installation
- Dual-voltage 120 or 277V AC input
- Remote capacity or extended runtime option
- Damp location listed 20°C to 30°C (68°F to 86°F)
- Fully adjustable, glare-free, lamp-heads
- Provided with test switch and AC-On indicator
- Wall or ceiling mount



Test switch and AC-On indicator



Length	Width	Height	Weight
9.0in.	2.7in.	4.0in.	1.0lbs.

Part #	Catalog #	UPC	Finish Color	Remote Capacity	Self-Test/ Self-Diagnostics	CEC T20 Compliant	Battery Type	Energy Consumption		Stock Location				Carton Qty
								120VAC	277VAC	CA	GA	IL	NJ	
93043107	CU2	856143001486	White			•	NiCad	.56W	.54W	•	•	•	•	12
93053076	CU2B	782520867072	Black			•	NiCad	.56W	.54W	•	•			12
93043108	CU2RC	856143001493	White	•			NiMh	.92W	1.62W	•	•	•	•	12
93053077	CU2RCB	782520867089	Black	•			NiMh	.92W	1.62W	•	•			12
93091657	CU2SD	856143002353	White		•	•	NiCad	.56W	.54W	•	•	•	•	12
93091658	CU2RCS	856143002360	White	•	•		NiMh	.92W	1.62W	•	•	•		12

Note: Remote Capacity Unit will only power the Compass Indoor and Outdoor Remote (CIR and COR Series)

CU2SQ

EMERGENCY LIGHT WITH SQUARE HEADS

- LED life-cycle of more than 10 years
- Quick installation
- Dual-voltage 120 or 277V AC input
- Damp location listed 20°C to 30°C (68°F to 86°F)
- Fully adjustable lamp-heads
- Provided with test switch and AC-On indicator
- Remote capacity (RC) models and AC-On indicator
- Wall or ceiling mount



Test switch and AC-On indicator




Length	Width	Height	Weight
12.3in.	3.6in.	4.3in.	1.0lbs.

Part #	Catalog #	UPC	Finish Color	Battery Type	Self-Test/ Self-Diagnostics	Remote Capacity	Energy Consumption		Stock Location				Ctn Qty
							120VAC	277VAC	CA	GA	IL	NJ	
93081852	CU2SQ	856143002155	White	NiCad			1.8W	1.8W	12
93081853	CU2SQB	856143002162	Black	NiCad			1.8W	1.8W	.	.			12
93081854	CU2RCSQ	856143002179	White	NiMh		.	2.5W	2.5W	.	.			12
93091665	CU2SQSD	856143002438	White	NiMh	.	.	1.8W	1.8W	12
93091666	CU2RCSQSD	856143002445	White	NiMh	.	.	2.5W	2.5W	12

CU2FO

FIXED OPTIC LED EMERGENCY LIGHT

- LED life-cycle of more than 10 years
- Quick installation
- Dual-voltage 120 or 277V AC input
- Includes long-life nickel cadmium battery for UL recognized 90 minute emergency lighting
- 12 LEDs per lamp-head for bright and even illumination
- Damp location listed 20°C to 30°C (68°F to 86°F)
- Provided with test switch and AC-On indicator
- Wall or ceiling mount



Fixed Optics



Test switch and AC-On indicator



Length	Width	Height	Weight
13.3in.	3.3in.	5.6in.	2.0lbs.

Part #	Catalog #	UPC	Finish Color	Battery Type	Energy Consumption		Stock Location				Ctn Qty
					120VAC	277VAC	CA	GA	IL	NJ	
93091656	CU2FO	856143002346	White	NiCad	2.4W	2.3W	.	.			12

CU2SO

SHIELDED OUTDOOR LED EMERGENCY LIGHT

- LED life-cycle of more than 10 years
- Quick installation
- Dual-voltage 102/277VAC input
- Includes long-life nickel cadmium battery for UL recognized 90 minute emergency lighting
- Wet location listed 0°C to 40°C (32°F to 104°F)
- Fully adjustable lamp-heads
- Includes test switch and AC-On indicator



Test switch and AC-On indicator



Fully adjustable optics and fully gasketed shield



Length	Width	Height	Weight
11.6in.	4.0in.	5.2in.	3.0lbs.

Part #	Catalog #	UPC	Finish Color	Battery Type	Energy Consumption		Stock Location				Ctn Qty
					120VAC	277VAC	CA	GA	IL	NJ	
93091655	CU2SO	856143002339	White	NiCad	3.59W	3.40W	.	.			12


CUW

OUTDOOR EMERGENCY LIGHT

- Includes self-diagnostic, self-test feature to monitor proper operation
- Quick installation
- NiCad battery type
- Universal 100-300VAC input
- Includes long-life 4.8VDC nickel cadmium battery for UL recognized 90 minute operation
- Full re-charge within 24 hours
- Provided with water-proof test switch & AC-On indicator
- UL924 wet location listed, 0°C to 50°C standard model, -20°C to 40°C with optional heater



Water-proof test switch & AC-On indicator



Length	Width	Height	Weight
6.5in.	3.7in.	10.4in.	4.0lbs.

Part #	Catalog #	UPC	Photo-Control	Self-Test/ Self-Diagnostics	Heater	Energy Consumption				Stock Location				Ctn Qty
						AC On		AC Off		CA	GA	IL	NJ	
						120VAC	277VAC	120VAC	277VAC					
93063364	CUWZ-PC	856143001806	.	.		9.0W	8.8W	2.0W	2.1W	.	.			6
93063366	CUWZ-HTR-PC	856143001820	.	.	.	18.4W	58.9W	11.5W	52.1W	.	.			6

CSWEU2LED

SHIELDED WET LOCATION EMERGENCY LIGHT

- Poly-carbonate shield
- LED life-cycle of more than 10 years
- Molded-in template for quick installation
- UL924 Wet location listed
- Full 2 year warranty
- Test switch and AC-On indicator
- Wall or ceiling mount



Test switch and AC-On indicator

- 2 YR WARRANTY
- LED
- EMERGENCY 90 MINUTES

Length	Width	Height	Weight
12.2in.	4.8in.	4.8in.	2.5lbs.

Part #	Catalog #	UPC	Finish Color	Battery Type	Energy Consumption (W)		RDC Location				Ctn Qty
					120V	277V	CA	GA	IL	NJ	
93081861	CSWEU2LED	856143002247	White	NiCad	1.90	1.90	6

CUSO

SLIM AC, EMERGENCY OUTDOOR LIGHT

- Durable die-cast aluminum housing
- Includes photo-sensor and PIR sensor
- Includes Self-Test, Self-Diagnostic
- UL924 wet location listed
- DLC listed
- 5 year warranty
- Optional heater
- 120-277VAC, 60Hz input




Photo-sensor

- 2 YR WARRANTY
- LED
- EMERGENCY 90 MINUTES

Length	Width	Height	Weight
9.1in.	2.5in.	6.3in.	4.5lbs.

Part #	Catalog #	UPC	Finish Color	Heater	PIR Sensor	Battery Type	Stock Location				Ctn Qty
							CA	GA	IL	NJ	
93073366	CUSO DB	856143002087	Dark Bronze			NiCad	6
93073367	CUSO DB-H	856143002094	Dark Bronze	.		NiCad	6
93073368	CUSO BK	856143002100	Black			NiCad	6
93073369	CUSO BK-H	856143002117	Black	.		NiCad	6
93073370	CUSO WH	856143002124	White			NiCad	6
93073371	CUSO WH-H	856143002131	White	.		NiCad	6
93080032	CUSO4DB-ND	782520869342	Dark Bronze		.	NiCad	6
93080033	CUSO4DB-H-ND	782520869359	Dark Bronze	.	.	NiCad	6
93080034	CUSO4BK-ND	782520869366	Black		.	NiCad	6
93080035	CUSO4BK-H-ND	782520869373	Black	.	.	NiCad	6
93080036	CUSO4WH-ND	782520869380	White		.	NiCad	6
93080037	CUSO4WH-H-ND	782520869397	White	.	.	NiCad	6

CIR

INDOOR REMOTE

- Fully adjustable lamp-heads
- Single or double lamp-head remote with base-plate
- UL924 damp location listed



Fully adjustable

- 2 YR WARRANTY
- LED
- EMERGENCY 90 MINUTES

Fixture	Length	Width	Height	Weight
CIRS	6.7in.	2.5in.	4.7in.	1.0lbs.
CIRD	4.6in.	2.6in.	4.7in.	1.2lbs.

Part #	Catalog #	UPC	Lamp Heads	Finish Color	Stock Location				Ctn Qty
					CA	GA	IL	NJ	
93043126	CIRS	856143001509	1	White	20
93103122	CIRSB	782520871253	1	Black	20
93043127	CIRD	856143001516	2	White	12
93103123	CIRDB	782520871260	2	Black	12

Powered by Compass Exit, Combo or Emergency Light with Remote Capacity

COR

OUTDOOR REMOTE

- Fully adjustable lamp-heads
- Single or double lamp-head remote with base
- Fully gasketed for application in wet environment
- UL924 damp location listed



Gasketed for outdoor applications

Fully adjustable lamp heads

- 2 YR WARRANTY
- LED
- EMERGENCY 90 MINUTES

Fixture	Length	Width	Height	Weight
CORS	4.5in.	4.5in.	6.7in.	1.0lbs.
CORD	7.4in.	7.4in.	5.6in.	1.2lbs.

Part #	Catalog #	UPC	Lamp Heads	Finish Color	Stock Location				Ctn Qty
					CA	GA	IL	NJ	
93043128	CORS	856143001523	1	White	20
93103124	CORSB	782520871277	1	Black	20
93043129	CORD	856143001530	2	White	12
93103125	CORDB	782520871284	2	Black	12

Powered by compass exit, combo or emergency light with remote capacity